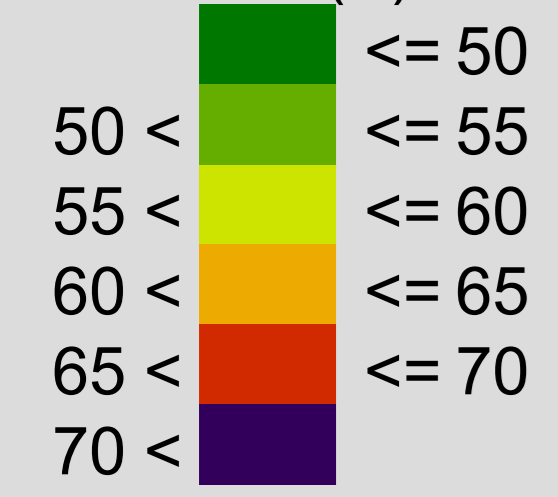



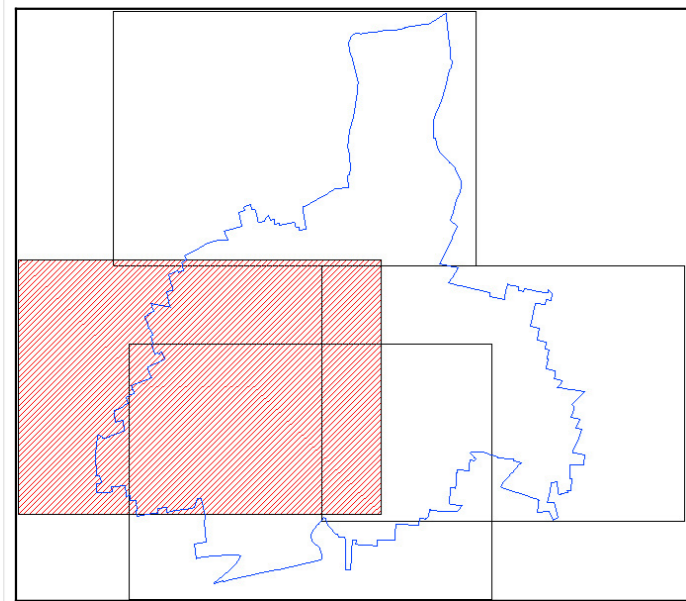
$L_{Notturmo}$
(22.00-6.00)
in dB(A)




LEGENDA

- Edifici residenziali
- Fabbricato
- Edifici scolastici
- Edifici sanitari
- Asse strada
- Confine comunale
- Ed. superamento

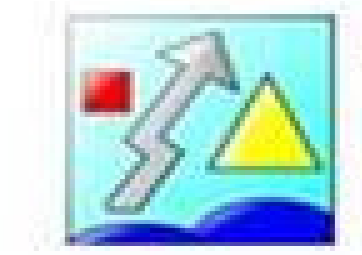
Altezza della griglia sul p.c.: 4 m
Griglia di calcolo: 10 m x 10 m



FORMATO A0 Scala 1:5000
0 50 100 200 300 400 500 600 700 800 900 1000



COMUNE DI
MONZA



VIE EN.RO.SE.
Ingegneria s.r.l.